



Wittgenstein Centre

FOR DEMOGRAPHY AND
GLOBAL HUMAN CAPITAL

A COLLABORATION OF IIASA, VID/ÖAW, WU

Stability of first and second unions in France

Éva Beaujouan

Life course transitions after separation, Berlin, 4-5 July 2013

EURREP
FERTILITY AND REPRODUCTION
IN 21ST CENTURY EUROPE



Question asked over time and across countries...



Wittgenstein Centre

Cherlin, Furstenberg, 1980s, US, second marriage less stable: remarriage as an incomplete institution or a selection of persons more prone to divorce in second unions?

McCarthy (1978), Clarke and Wilson (1994), US:
Less clear cut results

No recent update in the US

Studies more recent in Europe, second union more stable:
Parisi 2009; Steele, Kali and Joshi 2006 in the UK
Poortman and Lyngstad (2007) in Norway

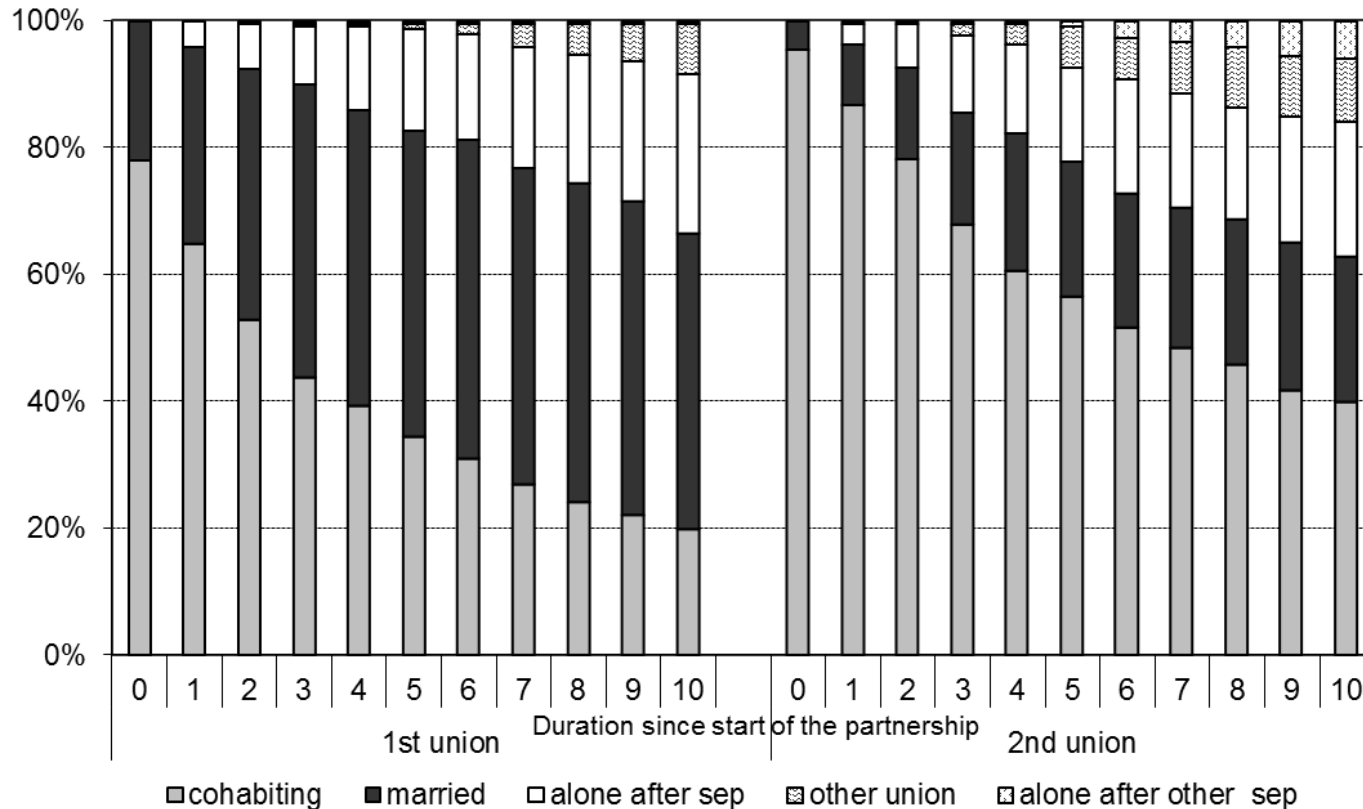
Change in methods with time, diversity of contexts

Necessary insight into family forms



Wittgenstein Centre

Percent distribution of partnership situation by duration since entering the first/second relationship



Source: French GGS (Ined-Insee 2005)

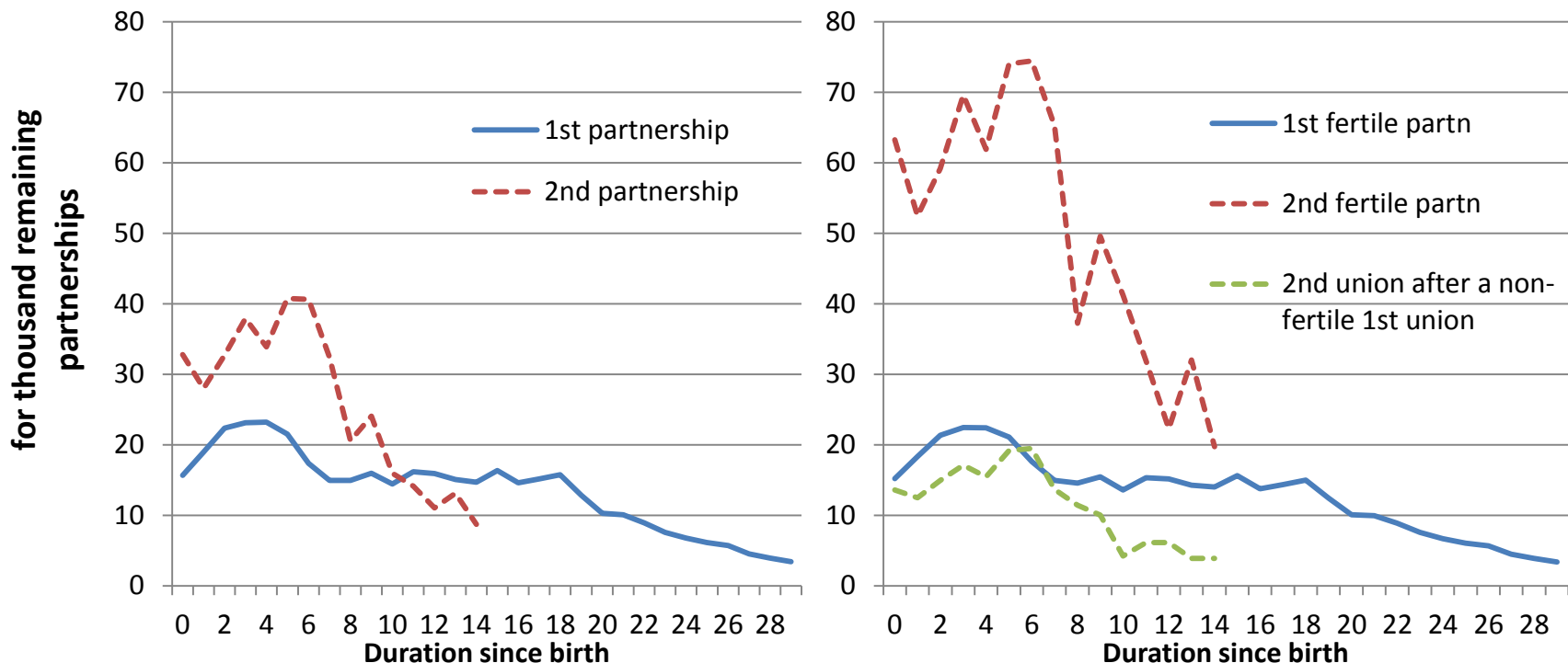
Sample: unions started between 1980 and 1994 between age 25 and 50,
242 women for first and 220 women for second partnerships

Children before, children during the partnership & separation



Wittgenstein Centre

Annual rate of separations (excludes death of partner), for 1,000 intact unions, by duration in years from birth of the first shared child



Source: French GGS (Ined-Insee 2005)

Sample: rates calculated in a 10 year-window before the survey, between 60 and 600 exposures at each duration

Research questions and hypotheses



Wittgenstein Centre

Are second unions less stable than first, and did the relationship change with time?

I expect a strong underlying compositional effect
special emphasis to the role of children and marriage
when comparing the risks of first- and second-union
separation.

Some individuals might have specific behaviours

Can we observe a group of more “dissolution prone”
individuals?

Can we observe a direct repetition of some family
behaviours across unions?



Wittgenstein Centre

Data and method

Data: the French Generation and Gender Survey, 2005



Wittgenstein Centre

10,000 individuals

- Partnership and birth histories

Definition of union

- All unions including unmarried cohabitation that last 3 months and more

Sample for modeling

- Women aged between 25 and 79
 - 4480 first partnerships with 1430 separations
 - 829 second unions, and 135 higher order unions

Repeated events model with all the unions of the individuals



Wittgenstein Centre

$$\ln h_{ij}(t) = \ln y_j(t) + \sum_k \beta_{ik} X_{ik} + \sum_r \rho_{ijr} C_{ijr} + \sum_s \gamma_{ijs} C_{ijs}(t) + \varepsilon_i$$

Why an unobserved heterogeneity term?

- To control for a “dissolution prone” population overrepresented in second and higher order unions (Aalen, 1988)

Event history model estimated using aML

Constant and time-varying variables throughout the unions



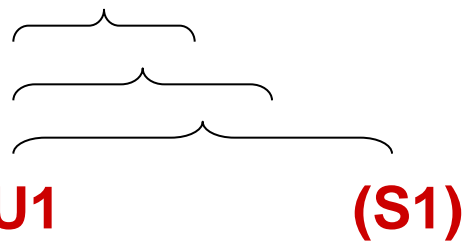
Wittgenstein Centre

Bold : time varying

Normal : constant

Birth country;
Religious practice;
Parents' separation;
Father's occupational status

Union duration



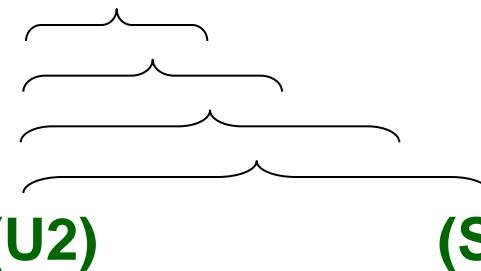
U1 (S1)

Birth of children
Union status

Age percentile start union
Year of union
Age diff with partner
Previous children

$C_{i1}(t)$ and C_{i1}

Union duration



(U2) (S2) (U3)

Birth of children
Union status

Age percentile at union form.
Year of union
Age diff with partner
Previous children

$C_{i2}(t)$ and C_{i2}

(idem)

X_i



Wittgenstein Centre

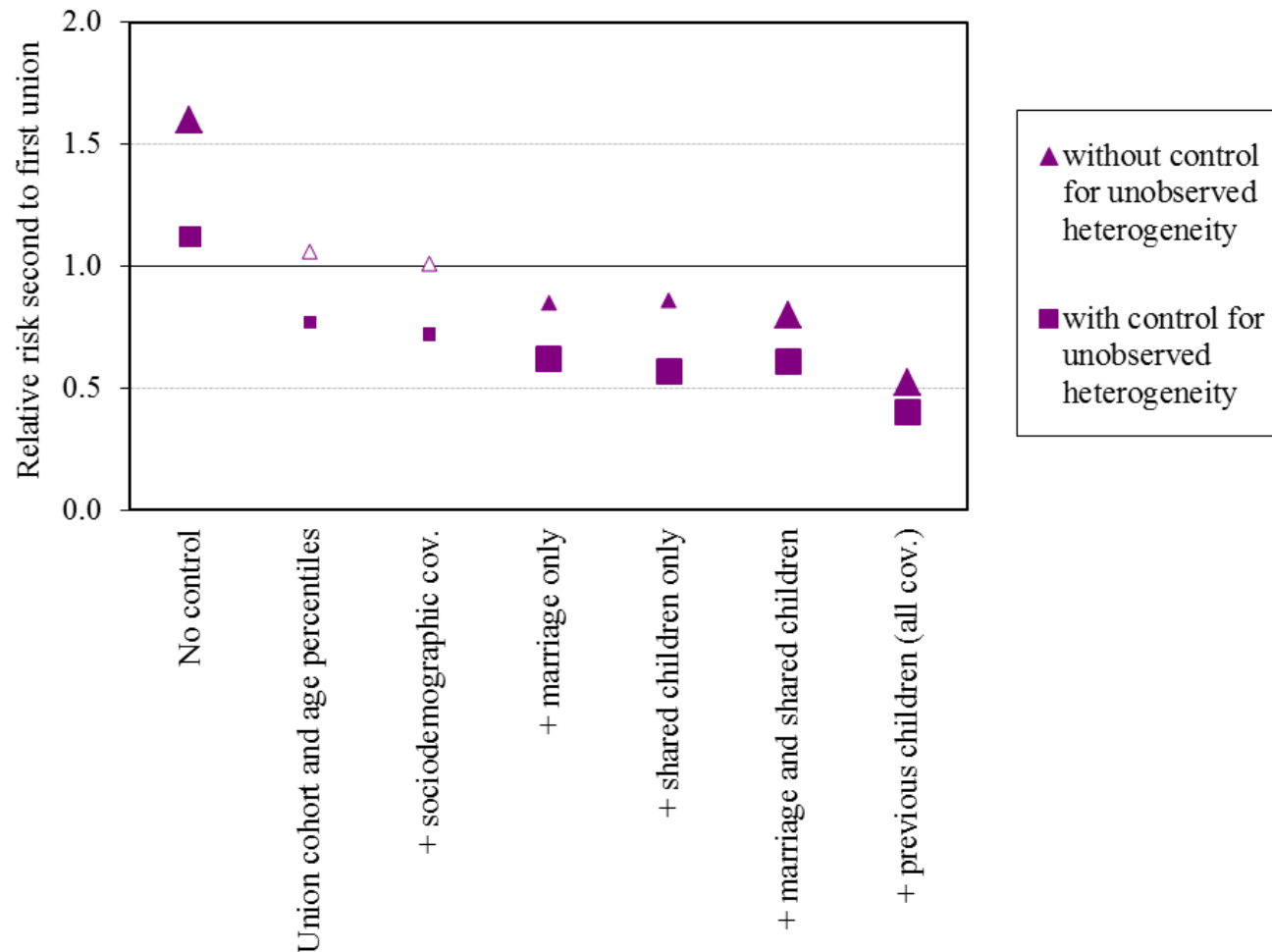
Comparison of first- and second-union separation risks

Control for structure lowers second-versus first-union dissolution risk



Wittgenstein Centre

Relative risk of separation second / first union





Wittgenstein Centre

Change with time in the relative stability of first and second partnerships

Change with time: second unions have become as stable as first since the 80s



Wittgenstein Centre

Percentage of unions broken up after 5 and 10 years, per 100 unions formed (life table)

in %	5 years		10 years	
Union cohort	First union	Second union	First union	Second union
1965-79	6.4	11.4	11.1	23.2
1980-89	13.0	14.3	23.4	23.3
1990-99	18.8	18.3	31.6	33.8

After controls: second unions have become distinctly more stable



Wittgenstein Centre

*Relative risk of union dissolution,
by partnership cohort and union order*

Partnership cohort	Only demo-socio controls		All controls	
	First union	Second union	First union	Second union
Before 1970	0.22***	-	0.46***	-
1970-1979 / before 1980	0.34***	0.34***	0.59***	0.25***
1980-1989	0.61***	0.39***	0.77***	0.24***
1990 and after	1	0.68**	1	0.44***

Significance: '*'=0.1; '**'=0.05; '***'=0.01



Wittgenstein Centre

Partnership status & children and unions stability

Effect of family factors close in both union orders, though some contrasts



Wittgenstein Centre

Risk of first and second union dissolution, interaction on marital status and children; other socio controls & unobserved heterogeneity

	First union		Second union	
	estimate	s.e.	estimate	s.e.
Pregnant				
No	1		1	
Yes	0.26***	0.20	0.3**	0.53
Current number of shared children				
Childless	1.51***	0.09	1.33	0.18
1 child	1		1	
2 or more children	0.82**	0.09	0.41***	0.33
Previous children				
No previous children	0.48***	0.15	0.66**	0.21
From the mother	1		1	
From the father	0.95	0.18	1.42	0.25
From the two partners	1.61	0.30	1.44**	0.19
Current marital status				
Cohabitant	1		1	
Directly married	0.28***	0.11	0.63	0.30
Married after cohabitation	0.34***	0.10	0.25***	0.21

Significance: '*'=0.1; '**'=0.05; '***'=0.01

A strong correlation between past fertility and shared birth



Wittgenstein Centre

Risk of union dissolution, joint effect of previous children (born before the start of the union) and children within the current partnership

	First partnership		Second partnership	
	rel risk	std err	rel risk	std err
<i>No child before, no child currently in union</i>	1		0.60**	0.20
Child before, no child currently in union	1.58***	0.14	0.67***	0.15
No child before, child currently in union	0.60***	0.10	0.09***	0.40
Child before, child currently in union	1.56***	0.14	0.59***	0.18

Significance: '*'=0.1; '**'=0.05; '***'=0.01



Wittgenstein Centre

Learning process vs. personal trait

Persepolis...



Wittgenstein Centre



Marjane's grandmother:

"The first marriage is practice for the second"

At the individual level, learning process vs. personal traits



Wittgenstein Centre

Proportion married/separated after 8 years in the second union, among those cohabiting /married /separated in first union at that duration

	2nd union equal duration	
	% married	% separated
<u>1st union, after 8 years</u>		
cohabiting	5	41
married	35	31
separated	16	29

Second unions started between 1980 and 1994

Most people stay longer in their second union than in their first

Strong individual preferences (confirmed by the significance of the unobserved heterogeneity term)



Wittgenstein Centre

Conclusions & discussion

Conclusions



Wittgenstein Centre

A change over time in the relative stability of first and second partnerships

- In the last cohorts studied second unions have become as stable – and even more in the models – as first unions

No strictly different factors of separation in second union

- But at equivalent features a risk minimised
- And a very different family organisation in the two unions

Unions with shared children have lower separation risks

- But not when there were already children before the union

Discussion



Wittgenstein Centre

Individual stability

- In the models we are comparing averages, and they do not provide the whole material to answer on individual stability
- even when controlling for birth cohort instead of union cohort

Children and marriage, careful control

- *Per se* second unions are different from first, and we cannot leave aside that they are more subject to strong factors of separation like step-children/past own children
- Also, more selectivity into marriage in second unions

Acknowledgments



Wittgenstein Centre

This research was supported by INED and by the European Research Council under the European Union's Seventh Framework Programme (FP7/2007-2013) / ERC Grant agreement n° 284238 (EURREP).

Web: www.eurrep.org

EURREP

FERTILITY AND REPRODUCTION
IN 21ST CENTURY EUROPE



European Research Council
Established by the European Commission

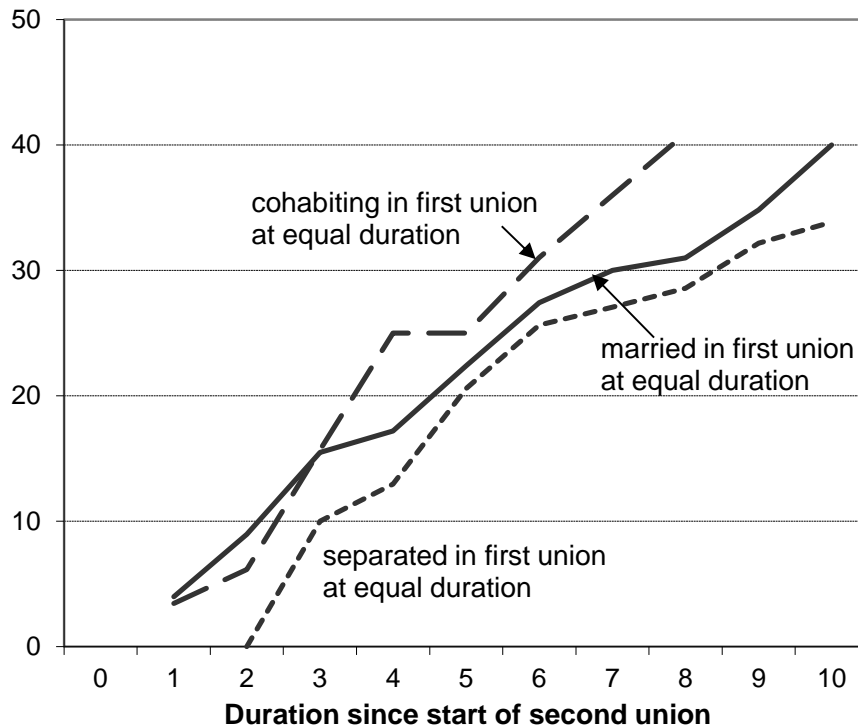
At the individual level, learning process vs. personal traits



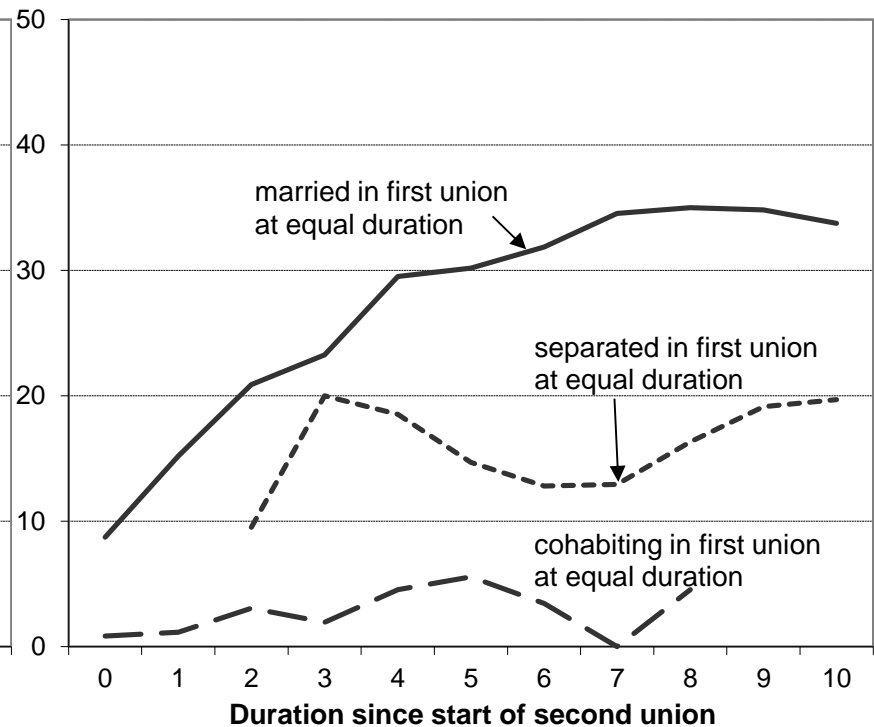
Wittgenstein Centre

Proportion separated at each duration of the second union among those...

Proportion separated at each duration of the second union, among those...



Proportion married at each duration of the second union, among those...



Second unions started between 1980 and 1994